














RAINWATER

Aquaflow
















Half Round Rainwater System

- Traditional half round profile
- Good flow capacity
- High quality finish
- Round to square adaptors for easy connection to adjoining houses
- Suits all types of homes, conservatories and extensions

* To indicate the product colour(s) required, the following code suffixes should be used:
 BL - Black, BR - Brown, W - White, G - Grey

Description	Part Code	Spec.	Pack Qty
 Down Pipe	AP2.5*	2.5m	6
 Down Pipe	AP4*	4m	6
 Down Pipe	AP5.5*	5.5m	6
 Gutter	AG2*	2m	6
 Gutter	AG4*	4m	6
 Angle	AA1*	90°	20
 Angle	AA2*	135°	20
 Angle	AA3*	120°	20
 Angle	AA4*	150°	20
 External Stopend	AE1*		100
 Internal Stopend	AE2*		100

Half Round Rainwater System

Description	Part Code	Spec.	Pack Qty
 Fascia Bracket	AK1*		100
 Running Outlet	AO1*		20
 Stopend outlet	AO2*		20
 Union Bracket	AU1*		30
 Square/Round Gutter Adaptor	ADS1*		30
 Offset Bend	AB1*	92.5°	30
 Offset Bend	AB2*	112.5°	30
 Shoe	AB3*		30
 Pipe Clip	AC1*		100
 Hopper Square/Round	AHS1*		10
 Pipe Socket	AS1*		50
 Branch	AY1*	112.5°	20
 Square/Round Down Pipe Adaptor	ADS2*		50
 Round to Soil Adaptor	ADS6*	68-110mm	50
 Half Round Rise and Fall Bracket	RF/HALF		