












RAINWATER

AQUAFLOW
















Square Line Rainwater System

- Attractive square profile
- High flow capacity
- High quality finish
- Square to round adaptors for easy connection to adjoining houses
- Suits all types of homes, conservatories and extensions

* To indicate the product colour(s) required, the following code suffixes should be used:
 BL - Black, BR - Brown, W - White, LO - Light Oak

Description	Part Code	Spec.	Pack Qty
 Down Pipe	APS2.5*	2.5m	6
 Down Pipe	APS4*	4m	6
 Down Pipe	APS5.5*	5.5m	6
 Gutter	AGS2*	2m	6
 Gutter	AGS4*	4m	6
 Angle	AAS1*	90°	20
 Angle	AAS2*	135°	20
 Angle	AAS3*	120°	20
 Angle	AAS4*	150°	20
 External Stopend	AES1*		100
 Internal Stopend	AES2*		100

Square Line Rainwater System

Description	Part Code	Spec.	Pack Qty
 Fascia Bracket	AKS1*		100
 Running Outlet	AOS1*		20
 Stopend Outlet	AOS2*		20
 Union Bracket	AUS1*		30
 Square/Round Gutter Adaptor	ADS1*		30
 Offset Bend	ABS1*	92.5°	30
 Offset Bend	ABS2*	112.5°	30
 Shoe	ABS3*		30
 Pipe Clip	ACS1*		100
 Hopper Square/Round	AHS1*		10
 Pipe Socket	ASS1*		50
 Branch	AYS1*	112.5°	20
 Square/Round Down Pipe Adaptor	ADS2*		50
 Square to Soil Adaptor	ADS7*	65-110mm	50
 Square Rise and Fall Bracket	RF/SQUARE		