










ABOVE GROUND


















110mm Pushfit Soil System

- 110mm Ring Seal Waste System
- Strong, durable, light weight robust product
- Available in Black, Grey and White

* To indicate the product colour(s) required, the following code suffixes should be used:
BL - Black, G - Grey, W - White

Description	Part Code	Spec.	Pack Qty
 Plain Ended Pipe	SPE3M*	3m	80
Plain Ended Pipe	SPE4M*	4m	80
 Single Socket Pipe	SPS3M*	3m	80
Single Socket Pipe	SPS4M*	4m	80
 Coupler	SPCDS*	Double	50
Coupler	SPCSS*	Single Socket	50
Coupler	SPSCDS*	Slip	50
 Double Socket	SPB92.5*DS	92.5° Bend	20
 Double Socket	SPB135*DS	135° Bend	35
 Single Socket	SPB92.5*	92.5° Bend	20
 Single Socket	SPB135*	135° Bend	35

110mm Pushfit Soil System

Description	Part Code	Spec.	Pack Qty
 Triple Socket	SPBRT92.5*	92.5°Branch	14
 Triple Socket	SPBRT135*	135° Branch	14
 Double Socket	SPBR92.5*	92.5°Branch	14
 Double Socket	SPBR135*	135° Branch	14
 Pipe Bracket	SPCD*		100
 Access Pipe	SAFP*		20
 Access Bend	SAFB*	92.5°	20
 Access Branch	SAFT*	92.5°	14
 Access Plug	SAFPL*		32
 Strap on Boss	SSOB*		100
 Short Boss Pipe	SSBP*		36
 Mushroom Vent Cowl	SCV40*		20
 Vent Cowl	SVC*		50
 Socket Plug	SSP*		50
 Weathering Collar	SWC*		100
 32mm Rubber Waste Adaptor	WA1.25	32mm	250
 40mm Rubber Waste Adaptor	WA1.5	40mm	250

ABOVE GROUND

110mm Pushfit Soil System

Description	Part Code	Spec.	Pack Qty
 50mm Rubber Waste Adaptor	WA2	50mm	250
 32mm Waste Adaptor	UGW32*	32mm	20
 32-32mm Waste Adaptor	UGW32-32*	32-32mm	20
 32-40mm Waste Adaptor	UGW32-40*	32-40mm	20
 40mm Waste Adaptor	UGW40*	40mm	20
 40-40mm Waste Adaptor	UGW40-40*	40-40mm	20
 Round to Soil Adaptor	ADS6*	68-110mm	50
 Square to Soil Adaptor	ADS7*	65-110mm	50
 Straight Pan Connector	MPW1		50
 Bent Pan Connector	MPW2		20
 Offset Pan Connector	MPW3		50
 Extension Pan Connector	MPW4		35
 Swan Neck Pan Connector	MPW6		20
 Flexi Pan Connector	MPW7		15
 Air Admittance Valve	AV110*		20