


# AQUACELL FOAM RANGE



To indicate the product colour(s) required, the following code suffixes should be used:  
 Colour Suffixes: BG - Black Woodgrain, LO - Sherwood Woodgrain,  
 RW - Rosewood Woodgrain, WG - Mahogany Woodgrain, BL - Black and BR - Brown

## 16mm Round Edge Fascia & Accessories

Product Code	Size	White Pk Qty	Woodgrain Pk Qty	Colours Pk Qty
<b>KFBM100RD</b>	100	2 x 5m	2 x 5m	2 x 5m
<b>KFBM150RD</b>	150	2 x 5m	2 x 5m	2 x 5m
<b>KFBM175RD</b>	175	2 x 5m	2 x 5m	2 x 5m
<b>KFBM200RD</b>	200	2 x 5m	2 x 5m	2 x 5m
<b>KFBM225RD</b>	225	2 x 5m	2 x 5m	2 x 5m
<b>KFBM250RD</b>	250	2 x 5m	2 x 5m	2 x 5m
<b>KFBM300RD</b>	300	2 x 5m	2 x 5m	2 x 5m
<b>KFBM405RD</b>	405	2 x 5m	2 x 5m	2 x 5m

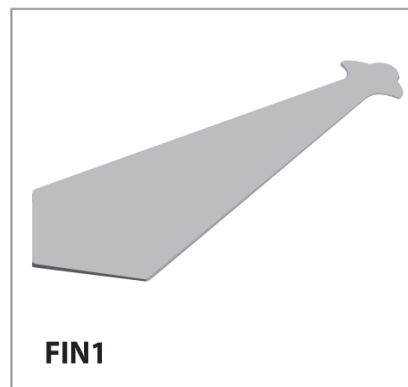
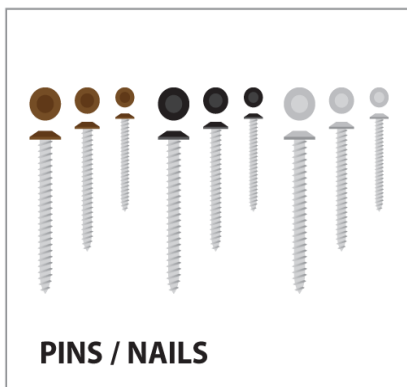

All sizes are internal

## 16mm Round Edge Fascia & Accessories

Product Code	Size	White Pk Qty	Woodgrain Pk Qty	Colours Pk Qty
<b>KFBCRD</b>	300	100	100	100
<b>KFBJRD</b>	300	100	100	100
<b>FIN1</b>		100	100	100

Polytop Pins/Nails available in: Black, Brown, White and Light Oak

<b>K/N/50</b>	50	100 box	100 box	100 box
<b>K/N/65</b>	65	100 box	100 box	100 box



All sizes are internal